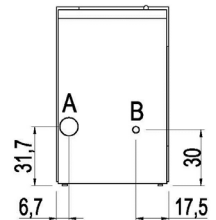
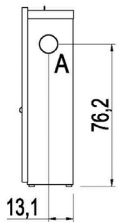
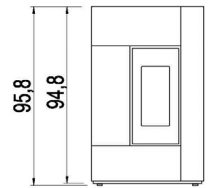
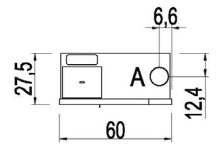




Nominal power	kW	5,2
Reduced power	kW	2,5
Introduced thermal power (max)	kW	5,8
Nominal water useful power	kW	-
Reduced water useful power	kW	-
Nominal efficiency	%	89,5
Reduced efficiency	%	91,5
Heating volume (min-max)	m ³	60 - 125
Nominal CO at 13% O ₂	%	0,0113
Reduced CO at 13% O ₂	%	0,0188
Emissions CO (13% O ₂) (min-max)	mg/Nm ³	235 - 141
Emissions OGC (13% O ₂) (min-max)	mg/Nm ³	7,0 - 4,0
Emissions NOX (13% O ₂) (min-max)	mg/Nm ³	121 - 123
Dust content at 13% O ₂ (min-max)	mg/Nm ³	20 - 17
Boiler capacity (H ₂ O)	l	-
Hopper capacity	kg	12
Combustible		Pellet ø6
Hourly consumption (min-max)	kg/h	0,57 - 1,24
Autonomy (min-max)	h	9,7 - 21,1
Ignition electrical absorption (max)	W	345
Operating electrical absorption (max)	W	62
Supply and frequency	V - Hz	230 - 50
Chimney flue depression	Pa	10
Exhaust diameter	mm	80
Combustion air inlet diameter	mm	60
Mass of smoke (min-max)	g/sec	2,7 - 4,1
Exhaust fumes temperature (max)	°C	166
Net weight	kg	55
Gross weight	kg	68
Exhaust fumes	see	A
Hole combustion air inlet	see	B
Ducting outlet	see	-
Ducting capability up to	m	-



Art. 15A B-VG 2015
BImSchV 2016
Regierungs-
München
Stuttgart
Aachen



MATCH

7019085		Anthracite steel	EAN 8053859011873
7019084		White steel	EAN 8053859011866
7019083		Red steel	EAN 8053859011859

PLUS



Cast iron burning pot



Sealed chamber



Connection to the room thermostat



Upper, back and lateral exhaust



Cast iron door



Daily weekly programming



Remote control (optional)

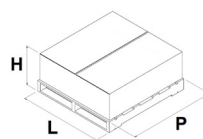


Wi-Fi kit (optional)



Comfort mode

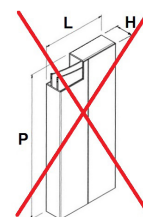
STOVE PACKING



L (cm)	H (cm)	P (cm)
107	44,8	80

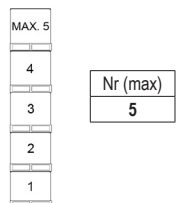
VOLUME (m ³)	0,38
--------------------------	------

LINING PACKING



	L (cm)	H (cm)	P (cm)

STOCKING



TRANSPORT

