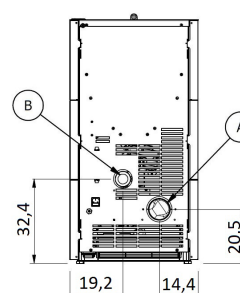
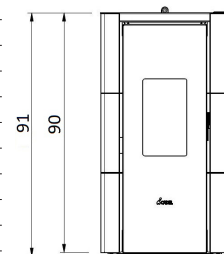
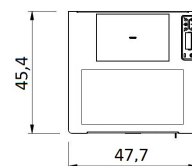


CRISTAL³ 7

PELLET AIR - Pellet stoves



| | | |
|---|--------------------|-------------|
| Nominal power | kW | 7 |
| Reduced power | kW | 2,6 |
| Introduced thermal power (max) | kW | 7,7 |
| Nominal water useful power | kW | - |
| Reduced water useful power | kW | - |
| Nominal efficiency | % | 90 |
| Reduced efficiency | % | 92 |
| Heating volume (min-max) | m ³ | 62 - 168 |
| Nominal CO at 13% O ₂ | % | 0,0034 |
| Reduced CO at 13% O ₂ | % | 0,0127 |
| Emissions CO (13% O ₂) (min-max) | mg/Nm ³ | 158 - 42 |
| Emissions OGC (13% O ₂) (min-max) | mg/Nm ³ | 2,0 - 1,0 |
| Emissions NOX (13% O ₂) (min-max) | mg/Nm ³ | 137 - 117 |
| Dust content at 13% O ₂ (min-max) | mg/Nm ³ | 18 - 15 |
| Boiler capacity (H ₂ O) | l | - |
| Hopper capacity | kg | 15 |
| Combustible | | Pellet ø6 |
| Hourly consumption (min-max) | kg/h | 0,56 - 1,65 |
| Autonomy (min-max) | h | 9,1 - 26,8 |
| Ignition electrical absorption (max) | W | 345 |
| Operating electrical absorption (max) | W | 49 |
| Supply and frequency | V - Hz | 230 - 50 |
| Chimney flue depression | Pa | 10 |
| Exhaust diameter | mm | 80 |
| Combustion air inlet diameter | mm | 60 |
| Mass of smoke (min-max) | g/sec | 3 - 4,6 |
| Exhaust fumes temperature (max) | °C | 176 |
| Net weight | kg | 56 |
| Gross weight | kg | 66 |
| Exhaust fumes | see | A |
| Hole combustion air inlet | see | B |
| Ducting outlet | see | - |
| Ducting capability up to | m | - |



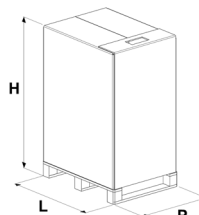
MATCH

| | | | |
|---------|--|------------------|-------------------|
| 7020027 | | Anthracite steel | EAN 8053859012481 |
| 7020028 | | White steel | EAN 8053859012498 |
| 7020029 | | Red steel | EAN 8053859012504 |

PLUS

- Sealed chamber
- Cast iron burning pot
- Connection to the room thermostat
- Daily weekly programming
- Back exhaust
- Remote control
- Wi-fi optional
- Comfort mode
- Shield

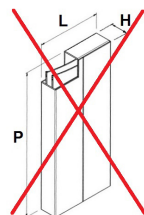
STOVE PACKING



| L (cm) | H (cm) | P (cm) |
|--------|--------|--------|
| 80 | 114,3 | 60 |

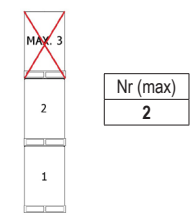
| | |
|--------------------------|------|
| VOLUME (m ³) | 0,55 |
|--------------------------|------|

LINING PACKING



| | L (cm) | H (cm) | P (cm) |
|--|--------|--------|--------|
| | | | |

STOCKING



TRANSPORT

